

1. Imagine that you and your friend are doing a school project "Leisure activities". You have found some illustrations and want to share the news. Leave a voice message to your friend. In 2.5 minutes be ready to:

- **bull;** explain the choice of the illustrations for the project by briefly describing them and noting the differences;
- mention the advantages (1–2) of the two ways of spending spare time;
- mention the disadvantages (1–2) of the two ways of spending spare time;
- express your opinion on the subject of the project — which leisure activity you would prefer?

You will speak for not more than 3 minutes (12–15 sentences). You have to talk continuously.

Photo 1



Photo 2



2. Imagine that you and your friend are doing a school project "Group activities". You have found some illustrations and want to share the news. Leave a voice message to your friend. In 2.5 minutes be ready to:

- explain the choice of the illustrations for the project by briefly describing them and noting the differences;
- mention the advantages (1–2) of the two ways of spending time as a group;
- mention the disadvantages (1–2) of the two ways of spending time as a group;
- express your opinion on the subject of the project — what kind of activity would you prefer?

You will speak for not more than 3 minutes (12–15 sentences). You have to talk continuously.

1.



2.



3. Imagine that you and your friend are doing a school project "Work throughout the life". You have found some illustrations and want to share the news. Leave a voice message to your friend. In 2.5 minutes be ready to:

- explain the choice of the illustrations for the project by briefly describing them and noting the differences;
- mention the advantages (1–2) of completing schoolwork and working for an employer;
- mention the disadvantages (1–2) of completing schoolwork and working for an employer;
- express your opinion on the subject of the project — whether you prefer work as a way to learn or a way to earn money.

You will speak for not more than 3 minutes (12–15 sentences). You have to talk continuously.



4. Imagine that you and your friend are doing a school project "Extreme sports". You have found some illustrations and want to share the news. Leave a voice message to your friend. In 2.5 minutes be ready to:

- explain the choice of the illustrations for the project by briefly describing them and noting the differences;
- mention the advantages (1–2) of the two kinds of extreme sports;
- mention the disadvantages (1–2) of the two kinds of extreme sports;
- express your opinion on the subject of the project — what kind of activity would you prefer?

You will speak for not more than 3 minutes (12–15 sentences). You have to talk continuously.



5. Imagine that you and your friend are doing a school project "Man's best friends". You have found some illustrations and want to share the news. Leave a voice message to your friend. In 2.5 minutes be ready to:

- explain the choice of the illustrations for the project by briefly describing them and noting the differences;
- mention the advantages (1–2) of keeping a cat and a dog as a pet;
- mention the disadvantages (1–2) of keeping a cat and a dog as a pet;
- express your opinion on the subject of the project — whether you would prefer to have a cat or a dog as a pet.

You will speak for not more than 3 minutes (12–15 sentences). You have to talk continuously.



6. Imagine that you and your friend are doing a school project "Indoors versus outdoors". You have found some illustrations and want to share the news. Leave a voice message to your friend. In 2.5 minutes be ready to:

- explain the choice of the illustrations for the project by briefly describing them and noting the differences;
- mention the advantages (1–2) of spending time inside and outside;
- mention the disadvantages (1–2) of spending time inside and outside;
- express your opinion on the subject of the project — whether you prefer indoor or outdoor activities.

You will speak for not more than 3 minutes (12–15 sentences). You have to talk continuously.



7. Imagine that you and your friend are doing a school project "Ways of fishing". You have found some illustrations and want to share the news. Leave a voice message to your friend. In 2.5 minutes be ready to:

- explain the choice of the illustrations for the project by briefly describing them and noting the differences;
- mention the advantages (1–2) of the two ways of fishing;
- mention the disadvantages (1–2) of the two ways of fishing;
- express your opinion on the subject of the project — whether you believe using a boat is better or not.

You will speak for not more than 3 minutes (12–15 sentences). You have to talk continuously.



8. Imagine that you and your friend are doing a school project "Travelling on two wheels". You have found some illustrations and want to share the news. Leave a voice message to your friend. In 2.5 minutes be ready to:

- explain the choice of the illustrations for the project by briefly describing them and noting the differences;
- mention the advantages(1–2) of the two means of transport;
- mention the disadvantages (1–2) of the two means of transport;
- express your opinion on the subject of the project — whether you prefer a motorcycle or a bike.

You will speak for not more than 3 minutes (12–15 sentences). You have to talk continuously.



9. Imagine that you are doing a project "Helping others" together with your friend. You have found some illustrations and want to share the news. Leave a voice message to your friend. In 2.5 minutes be ready to tell the friend about the photos:

- explain the choice of the illustrations for the project by briefly describing them and noting the differences;
- mention the advantages (1–2) of the two ways of volunteering;
- mention the disadvantages (1–2) of the two ways of volunteering;
- express your opinion on the subject of the project — whether you would like to be a volunteer or not and why.

You will speak for not more than 3 minutes (12–15 sentences). You have to talk continuously.



10. Imagine that you are doing a project "The climates of the world" together with your friend. You have found some illustrations and want to share the news. Leave a voice message to your friend. In 2.5 minutes be ready to tell the friend about the photos:

- explain the choice of the illustrations for the project by briefly describing them and noting the differences;
- mention the advantages (1–2) of the two types of climate;
- mention the disadvantages (1–2) of the two types of climate;
- express your opinion on the subject of the project — whether you would prefer to live in a cold climate or a hot one and why.

You will speak for not more than 3 minutes (12–15 sentences). You have to talk continuously.

Photo 1



Photo 2



11. Task 4. Imagine that you and your friend are doing a school project "Life without gadgets". You have found some illustrations and want to share the news. Leave a voice message to your friend. In 2.5 minutes be ready to :

- explain the choice of the illustrations for the project by briefly describing them and noting the differences;
- mention the advantages (1–2) of the two types of books;
- mention the disadvantages (1–2) of the two types of books;
- express your opinion on the subject of the project — whether you would like to live without gadgets and why.

You will speak for not more than 3 minutes (12–15 sentences). You have to talk continuously.

Photo 2




Photo 1



12. Task 4. Imagine that you and your friend are doing a school project "Very Different Sports". You have found some illustrations and want to share the news. Leave a voice message to your friend. In 2.5 minutes be ready to:

- explain the choice of the illustrations for the project by briefly describing them and noting the differences;
- mention the advantages (1–2) of the two kinds of sports;
- mention the disadvantages (1–2) of the two kinds of sports;
- express your opinion on the subject of the project — whether you would like to take up a violent or an intellectual sport and why.

You will speak for not more than 3 minutes (12–15 sentences). You have to talk continuously.

Photo 1



Photo 2



13. Task 4. Imagine that you and your friend are doing a school project "Preparing for exams". You have found some illustrations and want to share the news. Leave a voice message to your friend. In 2,5 minutes be ready to:

- explain the choice of the illustrations for the project by briefly describing them and noting the differences;
- mention the advantages (1–2) of the two ways of preparing for exams;
- mention the disadvantages (1–2) of the two ways of preparing for exams;
- express your opinion on the subject of the project — whether you prefer preparing for exams alone or in somebody’s company and why.

You will speak for not more than 3 minutes (12–15 sentences). You have to talk continuously.



Photo 1



Photo 2

РЕШУЕГЭ.РФ

14. Task 4. Imagine that you and your friend are doing a school project "Concerts". You have found some illustrations and want to share the news. Leave a voice message to your friend. In 2,5 minutes be ready to:

- explain the choice of the illustrations for the project by briefly describing them and noting the differences;
- mention the advantages (1–2) of the two types of concerts;
- mention the disadvantages (1–2) of the two types of concerts;
- express your opinion on the subject of the project — what kind of concerts you prefer and why.

You will speak for not more than 3 minutes (12–15 sentences). You have to talk continuously.



15. Task 4. Imagine that you and your friend are doing a school project "Jobs". You have found some illustrations and want to share the news. Leave a voice message to your friend. In 2,5 minutes be ready to:

- explain the choice of the illustrations for the project by briefly describing them and noting the differences;
- mention the advantages (1–2) of the two kinds of job;
- mention the disadvantages (1–2) of the two kinds of job;
- express your opinion on the subject of the project — what kind of job you prefer and why.

You will speak for not more than 3 minutes (12–15 sentences). You have to talk continuously.



16. Task 4. Imagine that you and your friend are doing a school project "City transport". You have found some illustrations and want to share the news. Leave a voice message to your friend. In 2,5 minutes be ready to:

- explain the choice of the illustrations for the project by briefly describing them and noting the differences;
- mention the advantages (1–2) of the two kinds of city transport;
- mention the disadvantages (1–2) of the two kinds of city transport;
- express your opinion on the subject of the project — what kind of city transport you prefer and why.

You will speak for not more than 3 minutes (12–15 sentences). You have to talk continuously.



17. Task 4. Imagine that you and your friend are doing a school project "Listening to music". You have found some illustrations and want to share the news. Leave a voice message to your friend. In 2,5 minutes be ready to:

- explain the choice of the illustrations for the project by briefly describing them and noting the differences;
- mention the advantages (1–2) of the two ways of listening to music;
- mention the disadvantages (1–2) of the two ways of listening to music;
- express your opinion on the subject of the project — how you prefer listening to music and why.

You will speak for not more than 3 minutes (12–15 sentences). You have to talk continuously.



18. Task 4. Imagine that you and your friend are doing a school project "Time spending". You have found some illustrations and want to share the news. Leave a voice message to your friend. In 2,5 minutes be ready to:

- explain the choice of the illustrations for the project by briefly describing them and noting the differences;
- mention the advantages (1–2) of the two ways of spending time;
- mention the advantages (1–2) of the two ways of spending time;
- express your opinion on the subject of the project — what kind of time spending you prefer and why.

You will speak for not more than 3 minutes (12–15 sentences). You have to talk continuously.



19. Task 4. Imagine that you and your friend are doing a school project "Sports". You have found some illustrations and want to share the news. Leave a voice message to your friend. In 2,5 minutes be ready to:

- explain the choice of the illustrations for the project by briefly describing them and noting the differences;
- mention the advantages (1–2) of the two kinds of sports;
- mention the disadvantages (1–2) of the two kinds of sports;
- express your opinion on the subject of the project — what kind of sport you would like to do and why.

You will speak for not more than 3 minutes (12–15 sentences). You have to talk continuously.

1.



2.



20. Task 4. Imagine that you and your friend are doing a school project "Reading books". You have found some illustrations and want to share the news. Leave a voice message to your friend. In 2,5 minutes be ready to:

- explain the choice of the illustrations for the project by briefly describing them and noting the differences;
- mention the advantages (1–2) of the two places for reading books;
- mention the disadvantages (1–2) of the two places for reading books;
- express your opinion on the subject of the project — where you'd like to read and why.

You will speak for not more than 3 minutes (12–15 sentences). You have to talk continuously.



21. Task 4. Imagine that you and your friend are doing a school project "Pastimes". You have found some illustrations and want to share the news. Leave a voice message to your friend. In 2,5 minutes be ready to:

- explain the choice of the illustrations for the project by briefly describing them and noting the differences;
- mention the advantages (1–2) of the two kinds of pastimes;
- mention the disadvantages (1–2) of the two kinds of pastimes;
- express your opinion on the subject of the project — what kind of pastime you'd prefer and why.

You will speak for not more than 3 minutes (12–15 sentences). You have to talk continuously.

Photo 1



Photo 2



22. Task 4. Imagine that you and your friend are doing a school project "Keeping fit". You have found some illustrations and want to share the news. Leave a voice message to your friend. In 2,5 minutes be ready to:

- explain the choice of the illustrations for the project by briefly describing them and noting the differences;
- mention the advantages (1–2) of the two ways of keeping fit;
- mention the disadvantages (1–2) of the two ways of keeping fit;
- express your opinion on the subject of the project — what you would do to keep fit and why.

You will speak for not more than 3 minutes (12–15 sentences). You have to talk continuously.

Photo 1.



Photo 2.



23. Task 4. Imagine that you and your friend are doing a school project "Watching films". You have found some illustrations and want to share the news. Leave a voice message to your friend. In 2,5 minutes be ready to:

- explain the choice of the illustrations for the project by briefly describing them and noting the differences;
- mention the advantages (1–2) of the two ways of watching films;
- mention the disadvantages (1–2) of the two ways of watching films;
- express your opinion on the subject of the project — what way of watching films you prefer and why.

You will speak for not more than 3 minutes (12–15 sentences). You have to talk continuously.

Photo 1



Photo 2



РЕШУ ЕГЭ.РФ

24. Task 4. Imagine that you and your friend are doing a school project "Desserts". You have found some illustrations and want to share the news. Leave a voice message to your friend. In 2,5 minutes be ready to:

- explain the choice of the illustrations for the project by briefly describing them and noting the differences;
- mention the advantages (1–2) of the two kinds of desserts;
- mention the disadvantages (1–2) of the two kinds of desserts;
- express your opinion on the subject of the project — what kind of dessert you'd prefer in summer and why.

You will speak for not more than 3 minutes (12–15 sentences). You have to talk continuously.

Photo 1



Photo 2



25. Imagine that you and your friend are doing a school project "Shopping". You have found some illustrations and want to share the news. Leave a voice message to your friend. In 2.5 minutes be ready to:

- explain the choice of the illustrations for the project by briefly describing them and noting the differences;
- mention the advantages (1–2) of the two types of shopping;
- mention the disadvantages (1–2) of the two types of shopping;
- express your opinion on the subject of the project — which way of shopping you prefer and why.

You will speak for not more than 3 minutes (12–15 sentences). You have to talk continuously.



Photo 1



Photo 2

26. Task 4. Imagine that you and your friend are doing a school project "Food". You have found some illustrations and want to share the news. Leave a voice message to your friend. In 2,5 minutes be ready to:

- explain the choice of the illustrations for the project by briefly describing them and noting the differences;
- mention the advantages (1–2) of the two kinds of food;
- mention the disadvantages (1–2) of the two kinds of food;
- express your opinion on the subject of the project — what kind of food you preferred when you were a child and why.

You will speak for not more than 3 minutes (12–15 sentences). You have to talk continuously.

Photo 1



Photo 2



27. Imagine that you and your friend are doing a school project "Healthy Habits". You have found some illustrations and want to share the news. Leave a voice message to your friend. In 2,5 minutes be ready to:

- explain the choice of the illustrations for the project by briefly describing them and noting the differences;
- mention the advantages (1–2) of the two types of these drinks;
- mention the disadvantages (1–2) of the two types of these drinks;
- express your opinion on the subject of the project — whether you think healthy habits should be developed from early childhood.

You will speak for not more than 3 minutes (12–15 sentences). You have to talk continuously.

Photo 1



Photo 2



28. Imagine that you and your friend are doing a school project "Exercising". You have found some illustrations and want to share the news. Leave a voice message to your friend. In 2.5 minutes be ready to:

- explain the choice of the illustrations for the project by briefly describing them and noting the differences;
- mention the advantages (1–2) of the two types of exercising;
- mention the disadvantages (1–2) of the two types of exercising;
- express your opinion on the subject of the project — which type of exercising you prefer and why.

You will speak for not more than 3 minutes (12–15 sentences). You have to talk continuously.

Photo 1



Photo 2



29. Imagine that you and your friend are doing a school project "Time to Choose a Career" together with your friend. You have found some illustrations and want to share the news. Leave a voice message to your friend. In 2.5 minutes be ready to:

- explain the choice of the illustrations for the project by briefly describing them and noting the differences;
- mention the advantages (1–2) of choosing a career at a younger or older age;
- mention the disadvantages (1–2) of choosing a career at a younger or older age;
- express your opinion on the subject of the project — at what age you would prefer to choose your career and why.

You will speak for not more than 3 minutes (12–15 sentences). You have to talk continuously.

Photo 1



Photo 2



30. Imagine that you and your friend are doing a school project "Transport in a City". You have found some illustrations and want to share the news. Leave a voice message to your friend. In 2.5 minutes be ready to:

- explain the choice of the illustrations for the project by briefly describing them and noting the differences;
- mention the advantages (1–2) of getting around the city by bike and by metro;
- mention the disadvantages (1–2) of getting around the city by bike and by metro;
- express your opinion on the subject of the project — which way of transportation you prefer and why.

You will speak for not more than 3 minutes (12–15 sentences). You have to talk continuously.

Photo 1



Photo 2



31. Imagine that you and your friend are doing a school project "A family pet". You have found some illustrations and want to share the news. Leave a voice message to your friend. In 2.5 minutes be ready to:

- explain the choice of the illustrations for the project by briefly describing them and noting the differences;
- mention the advantages (1–2) of the two types of pets;
- mention the disadvantages (1–2) of the two types of pets;
- express your opinion on the subject of the project — which type of pets you preferred to have when you were a child and why?

You will speak for not more than 3 minutes (12–15 sentences). You have to talk continuously.



Photo 1



Photo 2

32. Imagine that you and your friend are doing a school project "A club to join". You have found some illustrations and want to share the news. Leave a voice message to your friend. In 2.5 minutes be ready to:

- explain the choice of the illustrations for the project by briefly describing them and noting the differences;
- mention the advantages (1–2) of the two types of clubs;
- mention the disadvantages (1–2) of the two types of clubs;
- express your opinion on the subject of the project — which type of clubs you'd prefer to join and why?

You will speak for not more than 3 minutes (12–15 sentences). You have to talk continuously.



Photo 1



Photo 2

33. Imagine that you and your friend are doing a school project "The best way to travel". You have found some illustrations and want to share the news. Leave a voice message to your friend. In 2.5 minutes be ready to:

- explain the choice of the illustrations for the project by briefly describing them and noting the differences;
- mention the advantages (1–2) of the two types of travelling;
- mention the disadvantages (1–2) of the two types of travelling;
- express your opinion on the subject of the project — which way of travelling you'd prefer and why?

You will speak for not more than 3 minutes (12–15 sentences). You have to talk continuously.



Photo 1



Photo 2

34. Imagine that you and your friend are doing a school project "Keeping young". You have found some illustrations and want to share the news. Leave a voice message to your friend. In 2.5 minutes be ready to:

- explain the choice of the illustrations for the project by briefly describing them and noting the differences;
- mention the advantages (1–2) of the two ways of keeping young for the elderly people;
- mention the disadvantages (1–2) of the two ways of keeping young for the elderly people;
- express your opinion on the subject of the project — which way of keeping young you'd prefer and why?

You will speak for not more than 3 minutes (12–15 sentences). You have to talk continuously.




Photo 1



Photo 2

35. Imagine that you and your friend are doing a school project "Mealtime". You have found some illustrations and want to share the news. Leave a voice message to your friend. In 2.5 minutes be ready to:

- explain the choice of the illustrations for the project by briefly describing them and noting the differences;
- mention the advantages (1–2) of the two ways of having meals;
- mention the disadvantages (1–2) of the two ways of having meals;
- express your opinion on the subject of the project — which way of having meals you prefer and why?

You will speak for not more than 3 minutes (12–15 sentences). You have to talk continuously.



Photo 1



Photo 2

36. Imagine that you and your friend are doing a school project "Helping the environment". You have found some illustrations and want to share the news. Leave a voice message to your friend. In 2.5 minutes be ready to:

- explain the choice of the illustrations for the project by briefly describing them and noting the differences;
- mention the advantages (1–2) of the two ways of helping the environment;
- mention the disadvantages (1–2) of the two ways of helping the environment;
- express your opinion on the subject of the project — which way of helping the environment you prefer and why?

You will speak for not more than 3 minutes (12–15 sentences). You have to talk continuously.



Photo 1



Photo 2

37. Imagine that you and your friend are doing a school project "Ideal place of living". You have found some illustrations and want to share the news. Leave a voice message to your friend. In 2.5 minutes be ready to:

- explain the choice of the illustrations for the project by briefly describing them and noting the differences;
- mention the advantages (1–2) of the two places of living;
- mention the disadvantages (1–2) of the two places of living;
- express your opinion on the subject of the project — which place of living you'd prefer and why?

You will speak for not more than 3 minutes (12–15 sentences). You have to talk continuously.



Photo 1



Photo 2

38. Imagine that you and your friend are doing a school project "Household chores". You have found some illustrations and want to share the news. Leave a voice message to your friend. In 2.5 minutes be ready to:

- explain the choice of the illustrations for the project by briefly describing them and noting the differences;
- mention the advantages (1–2) of the two types of household chores;
- mention the disadvantages (1–2) of the two types of household chores;
- express your opinion on the subject of the project — which household chores you prefer and why?

You will speak for not more than 3 minutes (12–15 sentences). You have to talk continuously.



Photo 1



Photo 2

39. Imagine that you and your friend are doing a school project "Sports activities". You have found some photos to illustrate it but for technical reasons you cannot send them now. Leave a voice message to your friend explaining your choice of the photos and sharing some ideas about the project. In 2.5 minutes be ready to:

- explain the choice of the illustrations for the project by briefly describing them and noting the differences;
- mention the advantages (1–2) of the two sports activities;
- mention the disadvantages (1–2) of the two sports activities;
- express your opinion on the subject of the project — which of the sports activities presented in the pictures you'd prefer and why.

You will speak for not more than 3 minutes (12–15 sentences). You have to talk continuously.



Photo 1



Photo 2

40. Imagine that you and your friend are doing a school project "Comedy or Horror?". You have found some photos to illustrate it but for technical reasons you cannot send them now. Leave a voice message to your friend explaining your choice of the photos and sharing some ideas about the project. In 2.5 minutes be ready to:

- explain the choice of the illustrations for the project by briefly describing them and noting the differences;
- mention the advantages (1–2) of watching these two types of films;
- mention the disadvantages (1–2) of watching these two types of films;
- express your opinion on the subject of the project — which type of film you'd prefer to watch and why.

You will speak for not more than 3 minutes (12–15 sentences). You have to talk continuously.



Photo 1



Photo 2

41. Imagine that you and your friend are doing a school project "Classical Music for Everyone". You have found some photos to illustrate it but for technical reasons you cannot send them now. Leave a voice message to your friend explaining your choice of the photos and sharing some ideas about the project. In 2.5 minutes be ready to:

- explain the choice of the illustrations for the project by briefly describing them and noting the differences;
- mention the advantages (1–2) of listening to these two types of classical music performances;
- mention the disadvantages (1–2) of listening to these two types of classical music performances;
- express your opinion on the subject of the project — which type of classical music performance you'd prefer to listen to and why.

You will speak for not more than 3 minutes (12–15 sentences). You have to talk continuously.



Photo 1



Photo 2

42. Imagine that you and your friend are doing a school project "Going to the Museum". You have found some photos to illustrate it but for technical reasons you cannot send them now. Leave a voice message to your friend explaining your choice of the photos and sharing some ideas about the project. In 2.5 minutes be ready to:

- explain the choice of the illustrations for the project by briefly describing them and noting the differences;
- mention the advantages (1–2) of these two ways of visiting museums;
- mention the disadvantages (1–2) of these two ways of visiting museums;
- express your opinion on the subject of the project — which way of visiting museums you prefer and why.

You will speak for not more than 3 minutes (12–15 sentences). You have to talk continuously.



Photo 1



Photo 2

43. Imagine that you and your friend are doing a school project "Jobs". You have found some photos to illustrate it but for technical reasons you cannot send them now. Leave a voice message to your friend explaining your choice of the photos and sharing some ideas about the project. In 2.5 minutes be ready to:

- explain the choice of the illustrations for the project by briefly describing them and noting the differences;
- mention the advantages (1–2) of the two kinds of jobs;
- mention the disadvantages (1–2) of the two kinds of jobs;
- express your opinion on the subject of the project — which of these jobs you'd prefer and why.

You will speak for not more than 3 minutes (12–15 sentences). You have to talk continuously.



Photo 1



Photo 2

44. Imagine that you and your friend are doing a school project "Volunteering". You have found some photos to illustrate it but for technical reasons you cannot send them now. Leave a voice message to your friend explaining your choice of the photos and sharing some ideas about the project. In 2.5 minutes be ready to:

- explain the choice of the illustrations for the project by briefly describing them and noting the differences;
- mention the advantages (1–2) of the two types of volunteering;
- mention the disadvantages (1–2) of the two types of volunteering
- express your opinion on the subject of the project — which type of volunteering presented in the pictures you'd prefer and why.

You will speak for not more than 3 minutes (12–15 sentences). You have to talk continuously.



Photo 1




Photo 2

45. Imagine that you and your friend are doing a school project "Weekend Activities". You have found some photos to illustrate it but for technical reasons you cannot send them now. Leave a voice message to your friend explaining your choice of the photos and sharing some ideas about the project. In 2.5 minutes be ready to:

- explain the choice of the illustrations for the project by briefly describing them and noting the differences;
- mention the advantages (1–2) of these two types of weekend activities;
- mention the disadvantages (1–2) of these two types of weekend activities;
- express your opinion on the subject of the project — which type of weekend activities you prefer and why.

You will speak for not more than 3 minutes (12–15 sentences). You have to talk continuously.



Photo 1



Photo 2

46. Imagine that you and your friend are doing a school project “Using the Internet”. You have found some photos to illustrate it but for technical reasons you cannot send them now. Leave a voice message to your friend explaining your choice of the photos and sharing some ideas about the project. In 2.5 minutes be ready to:

- explain the choice of the illustrations for the project by briefly describing them and noting the differences;
- mention the advantages (1–2) of the two gadgets used to connect to the Internet;
- mention the disadvantages (1–2) of the two gadgets used to connect to the Internet;
- express your opinion on the subject of the project — which of these gadgets to use the Internet you prefer and why.

You will speak for not more than 3 minutes (12–15 sentences). You have to talk continuously.



Photo 1



Photo 2

47. Imagine that you and your friend are doing a school project “Photography”. You have found some photos to illustrate it but for technical reasons you cannot send them now. Leave a voice message to your friend explaining your choice of the photos and sharing some ideas about the project. In 2.5 minutes be ready to:

- explain the choice of the illustrations for the project by briefly describing them and noting the differences;
- mention the advantages (1–2) of these two types of photography;
- mention the disadvantages (1–2) of these two types of photography;
- express your opinion on the subject of the project — which type of photography you would choose if you needed a good photograph of yourself.

You will speak for not more than 3 minutes (12–15 sentences). You have to talk continuously.



Photo 1



Photo 2

48. Imagine that you and your friend are doing a school project “Ideal weekend”. You have found some photos to illustrate it but for technical reasons you cannot send them now. Leave a voice message to your friend explaining your choice of the photos and sharing some ideas about the project. In 2.5 minutes be ready to:

- explain the choice of the illustrations for the project by briefly describing them and noting the differences;
- mention the advantages (1–2) of the two ways to spend the weekend;
- mention the disadvantages (1–2) of the two ways to spend the weekend;
- express your opinion on the subject of the project — say which way of spending the weekend presented in the pictures you prefer and why.

You will speak for not more than 3 minutes (12–15 sentences). You have to talk continuously.



Photo 1



Photo 2