

1. Study the two photographs. In 1.5 minutes be ready to compare and contrast the photographs:

- give a brief description of the photos (action, location)
- say what the pictures have in common
- say in what way the pictures are different
- say which of the concerts presented in the pictures you'd prefer
- explain why

You will speak for not more than 2 minutes (12–15 sentences). You have to talk continuously.



2. Study the two photographs. In 1.5 minutes be ready to compare and contrast the photographs:

- give a brief description of the photos (action, location)
- say what the pictures have in common
- say in what way the pictures are different
- say which game presented in the pictures you'd prefer to play
- explain why

You will speak for not more than 2 minutes (12–15 sentences). You have to talk continuously.



3. Study the two photographs. In 1.5 minutes be ready to compare and contrast the photographs:

- give a brief description of the photos (action, location)
- say what the pictures have in common
- say in what way the pictures are different
- say in which audience presented in the pictures you would like to be
- explain why

You will speak for not more than 2 minutes (12–15 sentences). You have to talk continuously.



4. Study the two photographs. In 1.5 minutes be ready to compare and contrast the photographs:

- give a brief description of the photos (action, location)
- say what the pictures have in common
- say in what way the pictures are different
- say which kind of activities presented in the photos you'd like to do
- explain why

You will speak for not more than 2 minutes (12–15 sentences). You have to talk continuously.



5. Study the two photographs. In 1.5 minutes be ready to compare and contrast the photographs:

- give a brief description of the photos (action, location)
- say what the pictures have in common
- say in what way the pictures are different
- say which car, presented in the photos you'd like to ride
- explain why

You will speak for not more than 2 minutes (12–15 sentences). You have to talk continuously.



6. Study the two photographs. In 1.5 minutes be ready to compare and contrast the photographs:

- give a brief description of the photos (action, location)
- say what the pictures have in common
- say in what way the pictures are different
- say in which group of students you'd like to be
- explain why

You will speak for not more than 2 minutes (12–15 sentences). You have to talk continuously.



7. Study the two photographs. In 1.5 minutes be ready to compare and contrast the photographs:

- give a brief description of the photos (action, location)
- say what the pictures have in common
- say in what way the pictures are different
- say what kind of reading presented in the photos you'd prefer
- explain why

You will speak for not more than 2 minutes (12–15 sentences). You have to talk continuously.



8. Study the two photographs. In 1.5 minutes be ready to compare and contrast the photographs:

- give a brief description of the photos (action, location)
- say what the pictures have in common
- say in what way the pictures are different
- say what kind of work presented in the photos you prefer
- explain why

You will speak for not more than 2 minutes (12–15 sentences). You have to talk continuously.



9. Study the two photographs. In 1.5 minutes be ready to compare and contrast the photographs:

- give a brief description of the photos (action, location)
- say what the pictures have in common
- say in what way the pictures are different
- say what kind of help presented in the photos you prefer
- explain why

You will speak for not more than 2 minutes (12–15 sentences). You have to talk continuously.



10. Study the two photographs. In 1.5 minutes be ready to compare and contrast the photographs:

- give a brief description of the photos (action, location)
- say what the pictures have in common
- say in what way the pictures are different
- say what extreme sport presented in the pictures you'd prefer
- explain why

You will speak for not more than 2 minutes (12–15 sentences). You have to talk continuously.



**11.** Study the two photographs. In 1.5 minutes be ready to compare and contrast the photographs:

- give a brief description of the photos (action, location)
- say what the pictures have in common
- say in what way the pictures are different
- say which photographer presented in the photos you prefer
- explain why

You will speak for not more than 2 minutes (12–15 sentences). You have to talk continuously.



12. Study the two photographs. In 1.5 minutes be ready to compare and contrast the photographs:

- give a brief description of the photos (action, location)
- say what the pictures have in common
- say in what way the pictures are different
- say what kind of sleep presented in the photos you'd prefer
- explain why

You will speak for not more than 2 minutes (12–15 sentences). You have to talk continuously.



13. Study the two photographs. In 1.5 minutes be ready to compare and contrast the photographs:

- give a brief description of the photos (action, location)
- say what the pictures have in common
- say in what way the pictures are different
- say what kind of running presented in the photos you'd prefer
- explain why

You will speak for not more than 2 minutes (12–15 sentences). You have to talk continuously.



**14.** Study the two photographs. In 1.5 minutes be ready to compare and contrast the photographs:

- give a brief description of the photos (action, location)
- say what the pictures have in common
- say in what way the pictures are different
- say in which scene presented in the photos you'd like to take part
- explain why

You will speak for not more than 2 minutes (12–15 sentences). You have to talk continuously.



15. Study the two photographs. In 1.5 minutes be ready to compare and contrast the photographs:

- give a brief description of the photos (action, location)
- say what the pictures have in common
- say in what way the pictures are different
- say what kind of job presented in the photos you prefer
- explain why

You will speak for not more than 2 minutes (12–15 sentences). You have to talk continuously.



**16.** Study the two photographs. In 1.5 minutes be ready to compare and contrast the photographs:

- give a brief description of the photos (action, location)
- say what the pictures have in common
- say in what way the pictures are different
- say what kind of activities presented in the photos you prefer
- explain why

You will speak for not more than 2 minutes (12–15 sentences). You have to talk continuously.

1.



2.



17. Study the two photographs. In 1.5 minutes be ready to compare and contrast the photographs:

- give a brief description of the photos (action, location)
- say what the pictures have in common
- say in what way the pictures are different
- say what pet presented in the photo you'd like to have more
- explain why

You will speak for not more than 2 minutes (12–15 sentences). You have to talk continuously.



18. Study the two photographs. In 1.5 minutes be ready to compare and contrast the photographs:

- give a brief description of the photos (action, location)
- say what the pictures have in common
- say in what way the pictures are different
- say what kind of fishing presented in the photos you'd prefer
- explain why

You will speak for not more than 2 minutes (12–15 sentences). You have to talk continuously.



**19.** Study the two photographs. In 1.5 minutes be ready to compare and contrast the photographs:

- give a brief description of the photos (action, location)
- say what the pictures have in common
- say in what way the pictures are different
- say what kind of transport presented in the photos you prefer
- explain why

You will speak for not more than 2 minutes (12–15 sentences). You have to talk continuously.



20. Study the two photographs. In 1.5 minutes be ready to compare and contrast the photographs:

- give a brief description of the photos (action, location)
- say what the pictures have in common
- say in what way the pictures are different
- say which team presented in the photo you like more
- explain why

You will speak for not more than 2 minutes (12–15 sentences). You have to talk continuously.

2.



РЕШУ ЕГЭ.РФ

**21.** Study the two photographs. In 1.5 minutes be ready to compare and contrast the photographs:

- give a brief description of the photos (action, location)
- say what the pictures have in common
- say in what way the pictures are different
- say which pair presented in the photos you like more
- explain why

You will speak for not more than 2 minutes (12–15 sentences). You have to talk continuously.



**22.** Study the two photographs. In 1.5 minutes be ready to compare and contrast the photographs:

- give a brief description of the photos (action, location)
- say what the pictures have in common
- say in what way the pictures are different
- say which picture is more attractive for you
- explain why

You will speak for not more than 2 minutes (12–15 sentences). You have to talk continuously.

1.



2.



23. Study the two photographs. In 1.5 minutes be ready to compare and contrast the photographs:

- give a brief description of the photos (action, location)
- say what the pictures have in common
- say in what way the pictures are different
- say which photo is more attractive for you
- explain why

You will speak for not more than 2 minutes (12–15 sentences). You have to talk continuously.



24. Study the two photographs. In 1.5 minutes be ready to compare and contrast the photographs:

- give a brief description of the photos (action, location)
- say what the pictures have in common
- say in what way the pictures are different
- say which orator presented in the photos you like more
- explain why


You will speak for not more than 2 minutes (12–15 sentences). You have to talk continuously.



25. Study the two photographs. In 1.5 minutes be ready to compare and contrast the photographs:

- give a brief description of the photos (action, location)
- say what the pictures have in common
- say in what way the pictures are different
- say what you prefer more: working or doing homework
- explain why

You will speak for not more than 2 minutes (12–15 sentences). You have to talk continuously.



26. Study the two photographs. In 1.5 minutes be ready to compare and contrast the photographs:

- give a brief description of the photos (action, location)
- say what the pictures have in common
- say in what way the pictures are different
- say how you prefer listening to the music (according to the pictures)
- explain why

You will speak for not more than 2 minutes (12–15 sentences). You have to talk continuously.



**27.** Study the two photographs. In 1.5 minutes be ready to compare and contrast the photographs:

- give a brief description of the photos (action, location)
- say what the pictures have in common
- say in what way the pictures are different
- say which of the disasters presented in the photos is more scary
- explain why

You will speak for not more than 2 minutes (12–15 sentences). You have to talk continuously.

1.



2.



РЕШУ ЕГЭ.РФ

28. Study the two photographs. In 1.5 minutes be ready to compare and contrast the photographs:

- give a brief description of the photos (action, location)
- say what the pictures have in common
- say in what way the pictures are different
- say what kind of job presented in the photos you prefer
- explain why

You will speak for not more than 2 minutes (12–15 sentences). You have to talk continuously.



29. Study the two photographs. In 1.5 minutes be ready to compare and contrast the photographs:

- give a brief description of the photos (action, location)
- say what the pictures have in common
- say in what way the pictures are different
- say what kind of time spending presented in the photos you prefer
- explain why

You will speak for not more than 2 minutes (12–15 sentences). You have to talk continuously.



**30.** Study the two photographs. In 1.5 minutes be ready to compare and contrast the photographs:

- give a brief description of the photos (action, location)
- say what the pictures have in common
- say in what way the pictures are different
- say which teacher presented in the photos you like more
- explain why

You will speak for not more than 2 minutes (12–15 sentences). You have to talk continuously.



31. Study the two photographs. In 1.5 minutes be ready to compare and contrast the photographs:

- give a brief description of the photos (action, location)
- say what the pictures have in common
- say in what way the pictures are different
- say which of the sport presented in the photos you like more
- explain why

You will speak for not more than 2 minutes (12–15 sentences). You have to talk continuously.



32. Study the two photographs. In 1.5 minutes be ready to compare and contrast the photographs:

- give a brief description of the photos (action, location)
- say what the pictures have in common
- say in what way the pictures are different
- say what kind of transport presented on the photos you prefer
- explain why

You will speak for not more than 2 minutes (12–15 sentences). You have to talk continuously.



33. Study the two photographs. In 1.5 minutes be ready to compare and contrast the photographs:

- give a brief description of the photos (action, location)
- say what the pictures have in common
- say in what way the pictures are different
- say what kind of fighting presented in the photos you like more
- explain why

You will speak for not more than 2 minutes (12–15 sentences). You have to talk continuously.



**34.** Look at the two pictures. In 1 min 30, you will have to compare:

- give a brief description of the photos (action, location)
- say what the pictures have in common
- say in what way the pictures are different
- say what lifestyle presented in the photos you prefer
- explain why

You should speak for not more than 2 minutes (12–15 sentences). You have to talk continuously.



35. Study the two photographs. In 1.5 minutes be ready to compare and contrast the photographs:

- give a brief description of the photos (action, location)
- say what the pictures have in common
- say in what way the pictures are different
- say where you'd like to read
- explain why

You will speak for not more than 2 minutes (12–15 sentences). You have to talk continuously.



**36.** Study the two photographs. In 1.5 minutes be ready to compare and contrast the photographs:

- give a brief description of the photos (action, location)
- say what the pictures have in common
- say in what way the pictures are different
- say which of the activities presented in the pictures you'd prefer
- explain why

You will speak for not more than 2 minutes (12–15 sentences). You have to talk continuously.

**Photo 1**



**Photo 2**



**37.** Study the two photographs. In 1.5 minutes be ready to compare and contrast the photographs:

- give a brief description of the photos (action, location)
- say what the pictures have in common
- say in what way the pictures are different
- say which of the activities presented in the pictures you'd prefer
- explain why

You will speak for not more than 2 minutes (12–15 sentences). You have to talk continuously.

**Photo 1**



**Photo 2**



**38.** Study the two photographs. In 1.5 minutes be ready to compare and contrast the photographs:

- give a brief description of the photos (action, location)
- say what the pictures have in common
- say in what way the pictures are different
- say which of the professions presented in the pictures you'd prefer
- explain why

You will speak for not more than 2 minutes (12–15 sentences). You have to talk continuously.



**39.** Study the two photographs. In 1.5 minutes be ready to compare and contrast the photographs:

- give a brief description of the photos (action, location)
- say what the pictures have in common
- say in what way the pictures are different
- say which of the ways of taking care of your health presented in the pictures you'd prefer
- explain why

You will speak for not more than 2 minutes (12–15 sentences). You have to talk continuously.

**Photo 1.**



**Photo 2.**




40. Study the two photographs. In 1.5 minutes be ready to compare and contrast the photographs:

- give a brief description of the photos (action, location)
- say what the pictures have in common
- say in what way the pictures are different
- say which of the activities presented in the pictures you'd prefer
- explain why

You will speak for not more than 2 minutes (12–15 sentences). You have to talk continuously.

**Photo 1**



**Photo 2**



41. Study the two photographs. In 1.5 minutes be ready to compare and contrast the photographs:

- give a brief description of the photos (action, location)
- say what the pictures have in common
- say in what way the pictures are different
- say which of the activities presented in the pictures you'd prefer
- explain why

You will speak for not more than 2 minutes (12–15 sentences). You have to talk continuously.



42. Study the two photographs. In 1.5 minutes be ready to compare and contrast the photographs:

- give a brief description of the photos (action, location)
- say what the pictures have in common
- say in what way the pictures are different
- say which of the leisure activities presented in the pictures you'd prefer
- explain why

You will speak for not more than 2 minutes (12–15 sentences). You have to talk continuously.



43. Study the two photographs. In 1.5 minutes be ready to compare and contrast the photographs:

- give a brief description of the photos (action, location)
- say what the pictures have in common
- say in what way the pictures are different
- say which of the ways of taking photos presented in the pictures you'd prefer
- explain why

You will speak for not more than 2 minutes (12–15 sentences). You have to talk continuously.



44. Study the two photographs. In 1.5 minutes be ready to compare and contrast the photographs:

- give a brief description of the photos (action, location)
- say what the pictures have in common
- say in what way the pictures are different
- say which of the activities presented in the pictures you'd prefer
- explain why

You will speak for not more than 2 minutes (12–15 sentences). You have to talk continuously.

**Photo 1.**



**Photo 2.**



45. Study the two photographs. In 1.5 minutes be ready to compare and contrast the photographs:

- give a brief description of the photos (action, location)
- say what the pictures have in common
- say in what way the pictures are different
- say which of the professions presented in the pictures you'd prefer
- explain why

You will speak for not more than 2 minutes (12–15 sentences). You have to talk continuously.



**Photo 1**



**Photo 2**

РЕШУ ЕГЭ.РФ

46. Study the two photographs. In 1.5 minutes be ready to compare and contrast the photographs:

- give a brief description of the photos (action, location)
- say what the pictures have in common
- say in what way the pictures are different
- say which of the seasons presented in the pictures you preferred as a child
- explain why

You will speak for not more than 2 minutes (12–15 sentences). You have to talk continuously.

**Photo 1**



**Photo 2**



47. Study the two photographs. In 1.5 minutes be ready to compare and contrast the photographs:

- give a brief description of the photos (action, location)
- say what the pictures have in common
- say in what way the pictures are different
- say which way of watching films presented in the pictures you prefer
- explain why

You will speak for not more than 2 minutes (12–15 sentences). You have to talk continuously.

**Photo 1**



**Photo 2**



48. Study the two photographs. In 1.5 minutes be ready to compare and contrast the photographs:

- give a brief description of the photos (action, location)
- say what the pictures have in common
- say in what way the pictures are different
- say which of the professions presented in the pictures you'd prefer
- explain why

You will speak for not more than 2 minutes (12–15 sentences). You have to talk continuously.



**49. Study the two photographs. In 1.5 minutes be ready to compare and contrast the photographs:**

- give a brief description of the photos (action, location)
- say what the pictures have in common
- say in what way the pictures are different
- say which kind of dessert presented in the pictures you'd prefer in the summer
- explain why

**You will speak for not more than 2 minutes (12–15 sentences). You have to talk continuously.**

**Photo 1**



**Photo 2**



**50. Study the two photographs. In 1.5 minutes be ready to compare and contrast the photographs:**

- give a brief description of the photos (action, location)
- say what the pictures have in common
- say in what way the pictures are different
  - say which way of spending time with a friend presented in the pictures you preferred in your childhood
  - explain why

**You will speak for not more than 2 minutes (12–15 sentences). You have to talk continuously.**



**51. Study the two photographs. In 1.5 minutes be ready to compare and contrast the photographs:**

- give a brief description of the photos (action, location)
- say what the pictures have in common
- say in what way the pictures are different
- say which way of shopping presented in the pictures you'd prefer
- explain why

**You will speak for not more than 2 minutes (12–15 sentences). You have to talk continuously.**



52. Study the two photographs. In 1.5 minutes be ready to compare and contrast the photographs:

- give a brief description of the photos (action, location)
- say what the pictures have in common
- say in what way the pictures are different
- say which way of celebration presented in the pictures you prefer
- explain why

You will speak for not more than 2 minutes (12–15 sentences). You have to talk continuously.



Photo 2



**53. Study the two photographs. In 1.5 minutes be ready to compare and contrast the photographs:**

- give a brief description of the photos (action, location)
- say what the pictures have in common
- say in what way the pictures are different
- say what kind of food presented in the pictures you preferred in your childhood
- explain why

**You will speak for not more than 2 minutes (12–15 sentences). You have to talk continuously.**



**54. Study the two photographs. In 1.5 minutes be ready to compare and contrast the photographs:**

- give a brief description of the photos (action, location);
- say what the pictures have in common;
- say in what way the pictures are different;
- say which way of studying presented in the pictures you prefer;
- explain why

**You will speak for not more than 2 minutes (12–15 sentences). You have to talk continuously.**

**Foto 1**



**Foto 2**



**55.** Study the two photographs. In 1.5 minutes be ready to compare and contrast the photographs:

- give a brief description of the photos (action, location);
- say what the pictures have in common;
- say in what way the pictures are different;
- say which way of studying presented in the pictures you prefer;
- explain why

You will speak for not more than 2 minutes (12–15 sentences). You have to talk continuously.



Photo 1



Photo 2

**56.** Study the two photographs. In 1.5 minutes be ready to compare and contrast the photographs:


- give a brief description of the photos (action, location)
- say what the pictures have in common
- say in what way the pictures are different
- say what kind of sport presented in the pictures you prefer
- explain why

You will speak for not more than 2 minutes (12–15 sentences). You have to talk continuously.  
You will speak for not more than 2 minutes (12–15 sentences). You have to talk continuously.

**Photo 1**



**Photo 2**



- 57.** Study the two photographs. In 1.5 minutes be ready to compare and contrast the photographs:
- give a brief description of the photos (action, location)
  - say what the pictures have in common
  - say in what way the pictures are different
  - say what kind of sport presented in the pictures you prefer
  - explain why

You will speak for not more than 2 minutes (12–15 sentences). You have to talk continuously.

## Photo 1



## Photo 2



**58.** Study the two photographs. In 1.5 minutes be ready to compare and contrast the photographs:

- give a brief description of the photos (action, location);
- say what the pictures have in common;
- say in what way the pictures are different;
- say which way of spending free time presented in the pictures you prefer;
- explain why

You will speak for not more than 2 minutes (12–15 sentences). You have to talk continuously.

**Photo 1**



**Photo 2**



**59.** Study the two photographs. In 1.5 minutes be ready to compare and contrast the photographs:

- give a brief description of the photos (action, location)
- say what the pictures have in common
- say in what way the pictures are different
- say what kind of sport presented in the pictures you prefer
- explain why

You will speak for not more than 2 minutes (12–15 sentences). You have to talk continuously.

**Foto 1**



**Foto 2**

